



SUBMITTAL DATA - **OUTDOOR UNIT**

VRA120H4M-2G

VRF HEAT RECOVERY

Job: _____
Location: _____
Schedule No.: _____
System Designation: _____

Engineer: _____
Architect: _____
Date: _____
For: Reference Approval Review Construction

FEATURES

- Three-pipe heat recovery
- Split coil heat exchanger providing continuous heating during defrost
- Hinged electrical box for ease of maintenance
- High efficiency DC Inverter scroll compressor
- Intelligent Duty Cycle operation
- Night Silent operation

SPECIFICATIONS

PERFORMANCE

Cooling Capacity ¹ (Btu/h)	Nominal	120,000
	Rated ²	115,000
EER	Ducted	11.00
	Non-Ducted	11.40
IEER	Ducted	21.50
	Non-Ducted	23.20
Simultaneous Heating and Cooling Efficiency (SCHE)	Ducted	25.50
	Non-Ducted	30.00
Heating Capacity ¹ (Btu/h)		120,000
	COP ₄₇	
	Ducted	3.40
	Non-Ducted	3.52
COP ₁₇	Ducted	2.28
	Non-Ducted	2.25

ELECTRICAL DATA

Power Supply ³ (V/Hz/Ph)	460/60/3
Minimum Circuit Ampacity (A)	21.2
Maximum Overcurrent Protection (A)	30
Compressor RLA (A)	16
No. of Compressors	1
Outdoor Fan Power Input (W)	260/260
Outdoor Fan FLA (A)	0.6/0.6

GENERAL DATA

Connection Ratio	50% to 130%
Max. # of Indoor Units	20 units
Sound Pressure Level (dBA)	60
Outdoor Fan Air Volume (cfm)	7215
Refrigerant type	R-410A
Factory refrigerant charge	28 lbs. 11 oz.

DIMENSIONS

Unit Dimensions (in)	Height	63-1/8
	Width	49-1/2
	Depth	30-1/8
Liquid Pipe Connection (in)		5/8
Gas Pipe Connection (in)		1-1/8
Shipping/Net Weight (lb)		672/635



WARRANTY

- Compressor - 10 year limited warranty
 - All other components - 10 year limited warranty
- *See warranty for details

NOTES

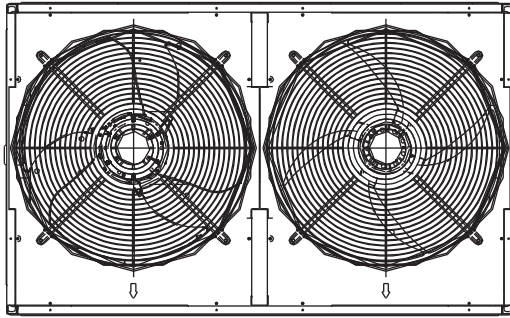
1. Cooling and Heating Capacity data is rated at the following conditions:
 Cooling: 80°FDB / 67°FWB Indoor, 95°FDB Outdoor
 Heating: 70°FDB Indoor, 47°FDB / 43°FWB Indoor
2. Complies with AHRI 1230-2014 testing standards
3. Operating Voltage Range: 423V to 497V



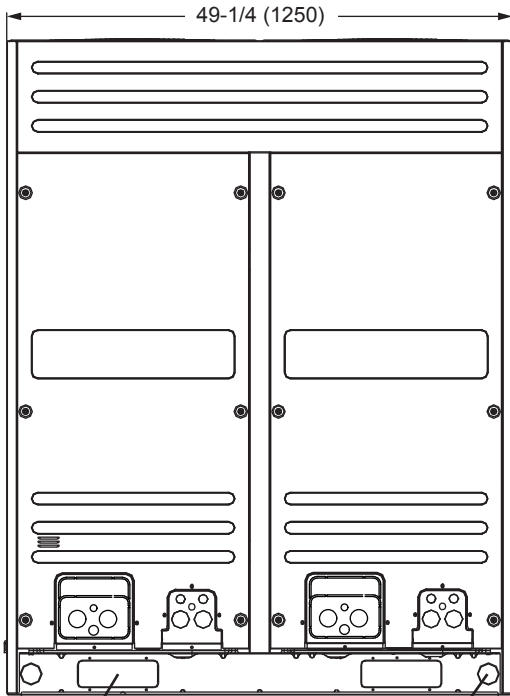


SUBMITTAL DATA - **OUTDOOR UNIT**
VRA120H4M-2G
VRF HEAT RECOVERY

DIMENSIONS - INCHES (MM)



TOP VIEW



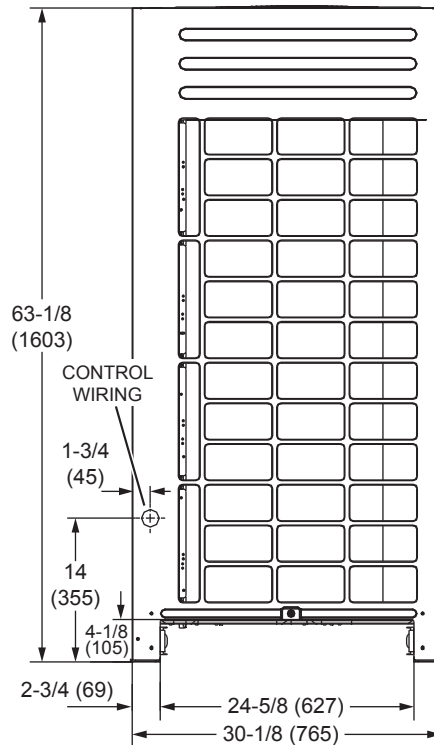
FRONT VIEW

FORKLIFT SLOT
(BOTH SIDES)

LIFTING HOLES
(FOR RIGGING)



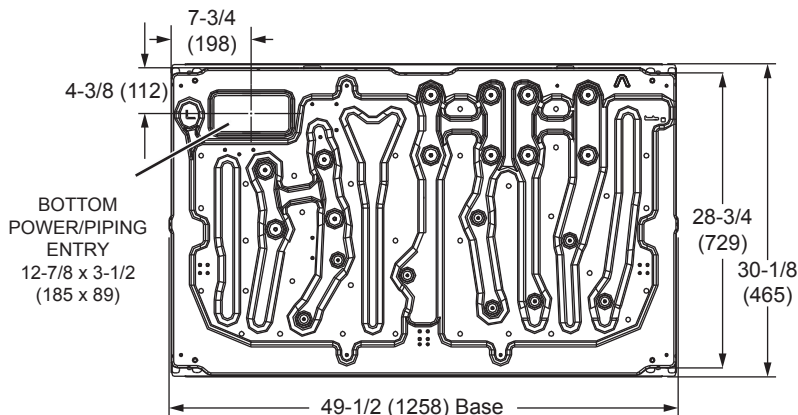
AIR FLOW



SIDE VIEW



AIR FLOW



BASE VIEW

DISCLAIMER – Due to Lennox' ongoing commitment to quality, Specifications, Ratings and Dimensions subject to change without notice and without incurring liability. Improper installation, adjustment, alteration, service or maintenance can cause property damage or personal injury. Installation and service must be performed by a qualified installer and servicing agency.