



SUBMITTAL DATA - OUTDOOR UNIT
VRA312H4M-2G
VRA096H4M-2G + VRA096H4M-2G + VRA120H4M-2G
VRF HEAT RECOVERY

Job: _____
Location: _____
Schedule No.: _____
System Designation: _____

Engineer: _____
Architect: _____
Date: _____
For: Reference Approval Review Construction

FEATURES

- Three-pipe heat recovery
- Split coil heat exchanger providing continuous heating during defrost
- Hinged electrical box for ease of maintenance
- High efficiency DC Inverter scroll compressor
- Intelligent Duty Cycle operation
- Night Silent operation

WARRANTY

- Compressor - 10 year limited warranty
 - All other components - 10 year limited warranty
- *See warranty for details

SPECIFICATIONS

PERFORMANCE

Cooling Capacity ¹ (Btu/h)	Nominal	312,000
	Rated ²	298,000
EER	Ducted	10.70
	Non-Ducted	10.90
IEER	Ducted	21.20
	Non-Ducted	20.80
Simultaneous Heating and Cooling Efficiency (SCHE)	Ducted	22.00
	Non-Ducted	21.50
Heating Capacity ¹ (Btu/h)		320,000
	COP47	
	Ducted	3.30
	Non-Ducted	3.32
COP17	Ducted	2.24
	Non-Ducted	2.20

ELECTRICAL DATA

Power Supply ³ (V/Hz/Ph)	460/60/3
Minimum Circuit Ampacity (A)	20.0+20.0+21.2
Maximum Overcurrent Protection (A)	30 + 30 + 30
Compressor RLA (A)	15 + 15 + 16
No. of Compressors	1 + 1 + 1
Outdoor Fan Power Input (W)	(3) 260/260
Outdoor Fan FLA (A)	(3) 0.6/0.6

GENERAL DATA

Connection Ratio	50% to 130%
Max. # of Indoor Units	53 units
Sound Pressure Level (each unit) (dBA)	64
Outdoor Fan Air Volume (cfm)	(3) 7215
Refrigerant type	R-410A
Factory refrigerant charge (each unit)	28 lbs. 11 oz.



DIMENSIONS (each unit)

Unit Dimensions (in)	Height	63-1/8
	Width	49-1/2
	Depth	30-1/8
Liquid Pipe Connection (in)		1/2, 1/2, 5/8
Gas Pipe Connection (in)	L.P.	7/8, 7/8, 1-1/8
	H.P.	7/8
Gas Balance Pipe Connection (in)		3/4
Shipping Weight (lb)		672
Net Weight (lb)		635

NOTES

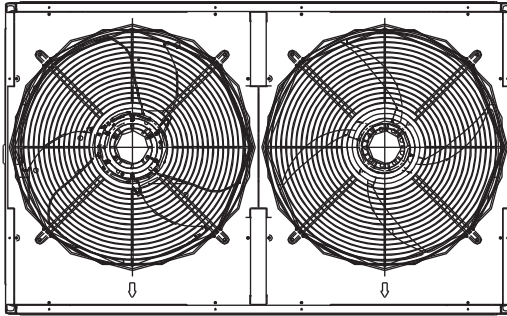
1. Cooling and Heating Capacity data is rated at the following conditions:
Cooling: 80°FDB / 67°FWB Indoor, 95°FDB Outdoor
Heating: 70°FDB Indoor, 47°FDB / 43°FWB Indoor
2. Complies with AHRI 1230-2014 testing standards
3. Operating Voltage Range: 423V to 497V



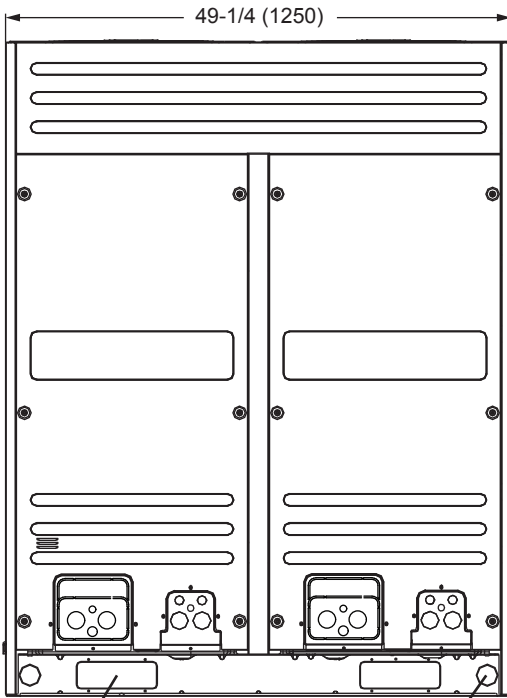


SUBMITTAL DATA - OUTDOOR UNIT
VRA312H4M-2G
VRA096H4M-2G + VRA096H4M-2G + VRA120H4M-2G
VRF HEAT RECOVERY

DIMENSIONS - INCHES (MM)



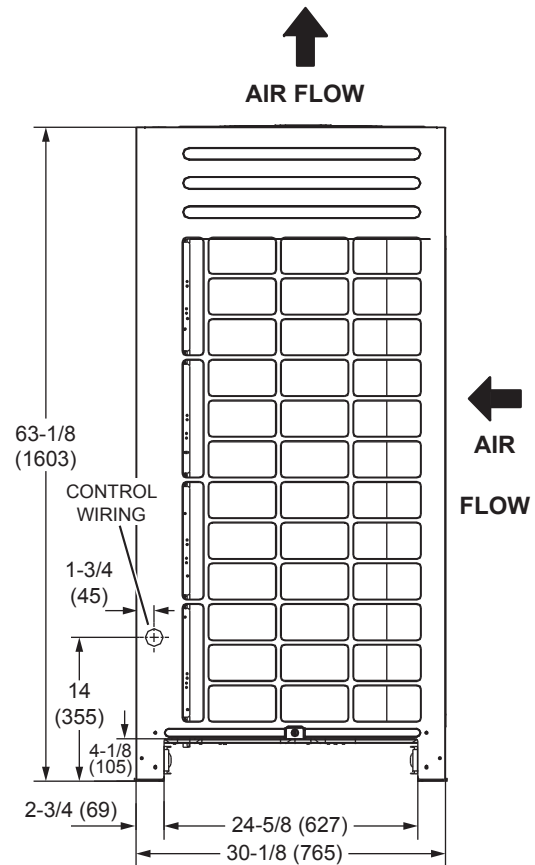
TOP VIEW



FORKLIFT SLOT
(BOTH SIDES)

LIFTING HOLES
(FOR RIGGING)

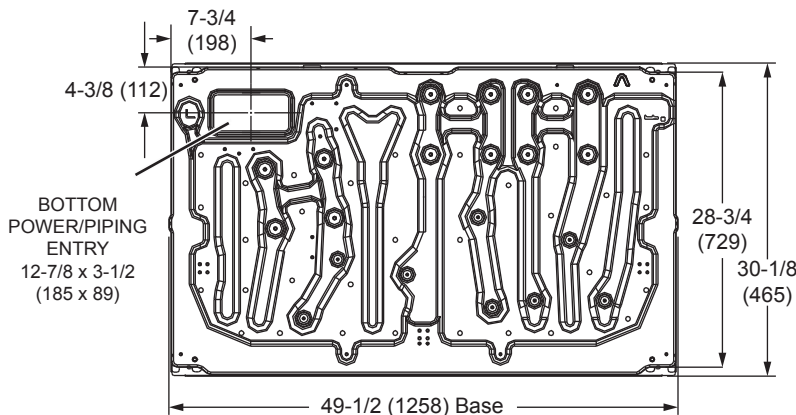
FRONT VIEW



AIR FLOW

AIR FLOW

SIDE VIEW



BOTTOM
POWER/PIPING
ENTRY
12-7/8 x 3-1/2
(185 x 89)

BASE VIEW

DISCLAIMER – Due to Lennox' ongoing commitment to quality, Specifications, Ratings and Dimensions subject to change without notice and without incurring liability. Improper installation, adjustment, alteration, service or maintenance can cause property damage or personal injury. Installation and service must be performed by a qualified installer and servicing agency.